

DISASTER ASSISTANCE

Emergency Conservation Program (ECP)

Overview

The Emergency Conservation Program (ECP), administered by the U.S. Department of Agriculture (USDA) Farm Service Agency (FSA), provides emergency funding and technical assistance to farmers and ranchers to rehabilitate farmland and conservation structures damaged by natural disasters and implement emergency water conservation measures in periods of severe drought.

Program Administration

ECP is administered by FSA state and county committees and county offices. Producers should contact their local FSA county office regarding ECP enrollment periods and eligibility.

Land Eligibility

FSA county committees determine land eligibility based on on-site inspections of damaged land and the type and extent of damage.

Eligible land includes land used for:

- Commercial farming, ranching and orchard operations;
 - Growing nursery stock and Christmas tree plantations;
 - Grazing for commercial livestock production; and
 - Conservation structures such as, waterways, terraces, diversions and windbreaks.
- Conservation problems existing before the applicable disaster event are ineligible for ECP assistance.

Cost-Share Payments

Cost-share payments are:

- Up to 75 percent of the cost to implement approved restoration practices;
- Up to 90 percent of the cost to implement approved restoration practices for producers who certify as limited resource, socially-disadvantaged or beginning farmers/ranchers;
- Limited to \$500,000 per person or legal entity per disaster; and
- Available as an advance payment of up to 25 percent of expected cost-share, for only the replacement or restoration of fencing.

Eligible Farmland Restoration Practices

To rehabilitate farmland, ECP participants may implement emergency conservation practices, such as:

- Removing debris from farmland (cleanup of wind- or water-deposited debris, such as woody material, sand, rock and trash on cropland or pastureland);



- Grading, shaping or leveling land (filling gullies, releveling irrigated farmland and incorporating sand and silt);
- Restoring fences (livestock cross fences, boundary fences, cattle gates, or wildlife exclusion fence on agricultural land);
- Restoring conservation structures (waterways, terraces, diversion ditches and permanently installed ditching system); and
- Providing emergency water during periods of severe drought (grazing and confined livestock and existing irrigation systems for orchards and vineyards).

What to do if a Disaster Occurs

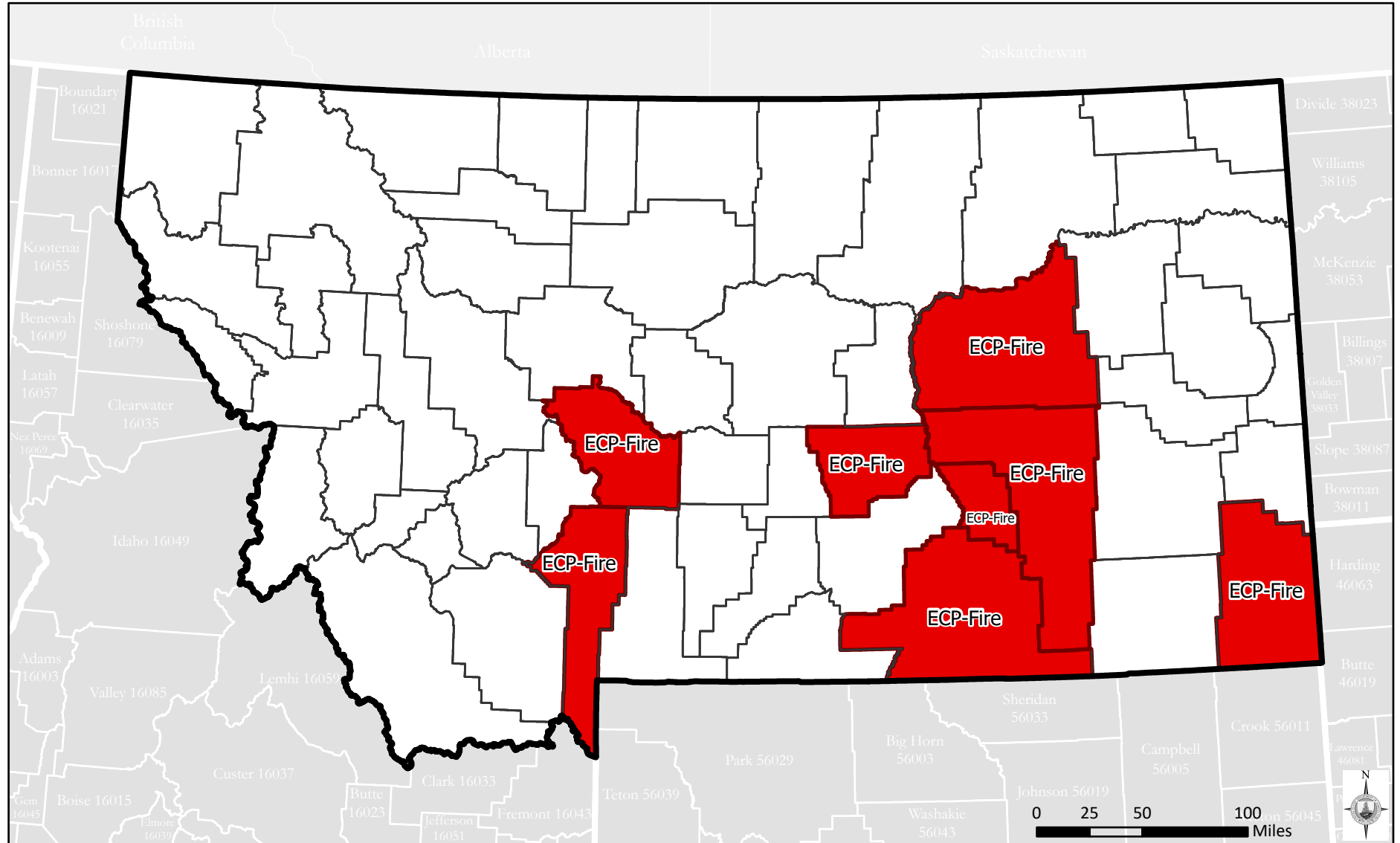
- Producer or USDA Documents damage with dated photographs, videos and third-party verification.
- Producer reports to a local Service Center as soon as possible to request assistance (immediate restoration applies only to emergency situations such as putting up fencing to confine livestock).
- The county FSA office will provide guidance on the approval process and next steps.

For More Information

This fact sheet is for informational purposes only; other restrictions may apply. For more information about FSA disaster programs, visit <http://disaster.fsa.usda.gov> or contact your local FSA office. To find your local FSA office, visit <http://offices.usda.gov>.



USDA Farm Service Agency Montana Emergency Conservation Program (ECP) Potential Eligibility




Map is intended for Farm Service Agency (FSA) business purposes only. Map depicts serves only as a general reference map. USDA is an equal opportunity provider, lender and employer. Source: USDA Farm Service Agency, US Drought Monitor and the State of Montana.

ECP 2020

- ECP-Fire
- Ineligible

December 1, 2020



DISASTER ASSISTANCE

Emergency Forest Restoration Program (EFRP)

Overview

The Emergency Forest Restoration Program (EFRP), administered by the U.S. Department of Agriculture (USDA) Farm Service Agency (FSA), provides payments to eligible owners of nonindustrial private forest (NIPF) land in order to carry out emergency measures to restore land damaged by a natural disaster.

How to Apply

EFRP enrollment is administered by FSA state and county committees and county offices. Producers should inquire with their local FSA county office regarding EFRP enrollment periods and eligibility.

How it Works

FSA county committees determine land eligibility using on-site damage inspections that assess the type and extent of damage.

To be eligible for EFRP, NIPF land must:

- Have existing tree cover (or had tree cover immediately before the natural disaster occurred and is suitable for growing trees); and
- Be owned by any nonindustrial private individual, group, association, corporation, or other private legal entity.

Cost-Share Payments

Cost-share payments are:

- Up to 75 percent of the cost to implement approved restoration practices; and
- Limited to \$500,000 per person or legal entity per disaster.

Eligible Forest Restoration Practices

To restore NIPF, EFRP participants may implement emergency forest restoration practices, such as:

- Debris removal, such as down or damaged trees, in order to establish a new stand or provide for natural regeneration;
- Site preparation, planting materials, and labor to replant forest stand;
- Restoration of forestland roads, fire lanes, fuel breaks, or erosion control structures;
- Fencing, tree shelters, and tree tubes to protect trees from wildlife damage; and
- Wildlife enhancement to provide cover openings and wildlife habitat.

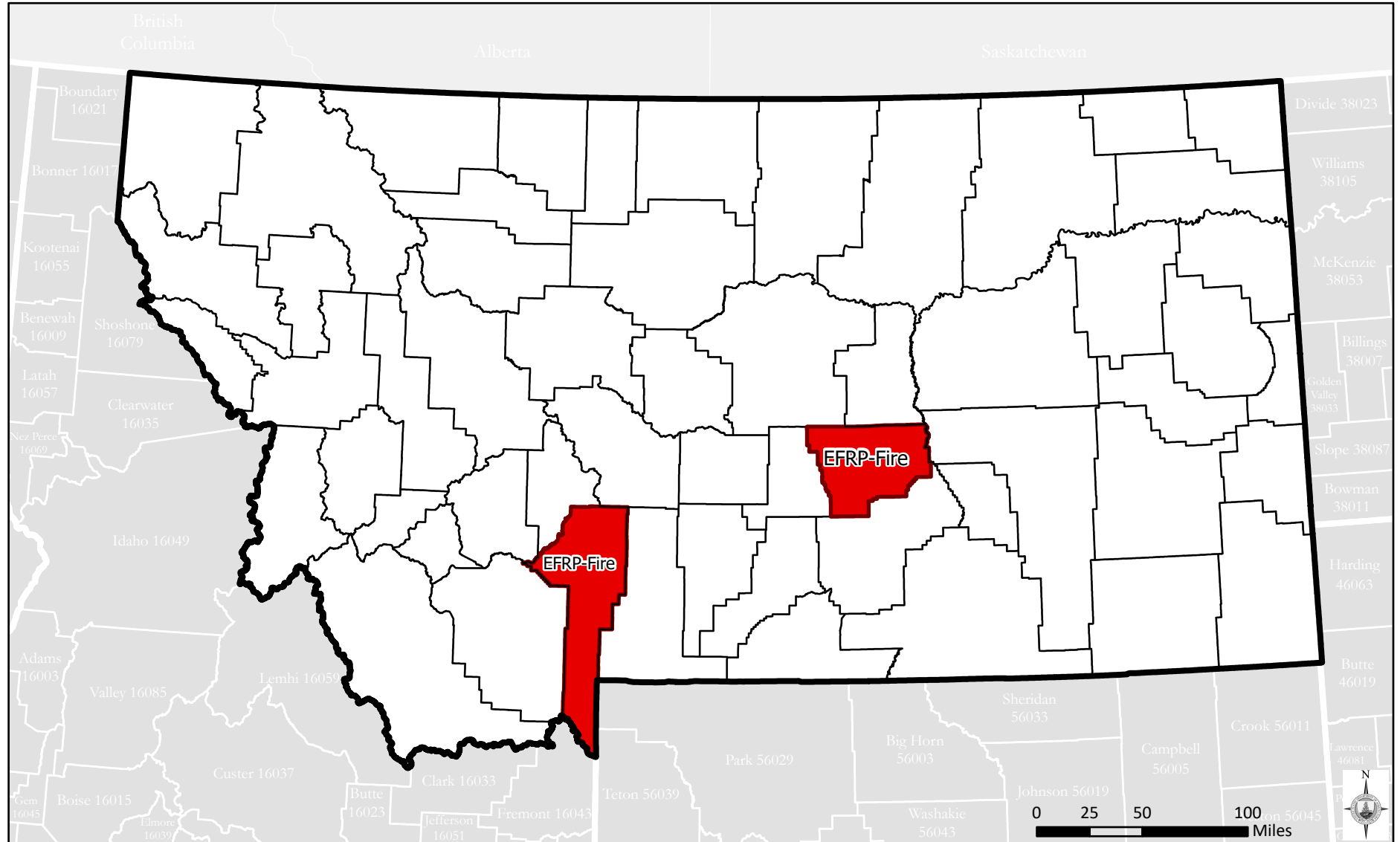


For More Information

This fact sheet is for informational purposes only; other restrictions may apply. For more information about FSA disaster programs, visit <http://disaster.fsa.usda.gov> or contact your local FSA office. To find your local FSA office, visit <http://offices.usda.gov>.





USDA Farm Service Agency Montana Emergency Forest Restoration Program (EFRP) Potential Eligibility




Map is intended for Farm Service Agency (FSA) business purposes only. Map depicts serves only as a general reference map. USDA is an equal opportunity provider, lender and employer. Source: USDA Farm Service Agency, US Drought Monitor and the State of Montana.

2020 EFRP

-  EFRP-Fire
-  Ineligible

December 1, 2020



DISASTER ASSISTANCE

ELAP - LIVESTOCK ASSISTANCE / Emergency Assistance for Livestock, Honeybees and Farm-Raised Fish Program

Overview

The Agriculture Improvement Act of 2018 (the 2018 Farm Bill) amended the 2014 Farm Bill which authorized the Emergency Assistance for Livestock, Honeybees and Farm-Raised Fish Program (ELAP). ELAP provides emergency assistance to eligible producers of **livestock**, honeybees and farm-raised fish. It covers losses due to an **eligible adverse weather or loss condition**, including blizzards, disease (including cattle tick fever), water shortages and **wildfires**, as determined by the Secretary. ELAP covers losses that are not covered under other disaster assistance programs such as the Noninsured Crop Disaster Assistance Program, Livestock Forage Disaster Program (LFP) and the Livestock Indemnity Program (LIP). The 2018 Farm Bill, enacted Dec. 20, 2018, amended certain provisions related to ELAP effective with the 2019 program year. Those amendments included:

- providing reimbursement of **90 percent** of the cost of losses for **socially disadvantaged**, limited resource, or beginning or veteran farmer or rancher.
- removing ELAP from the combined ELAP and LFP maximum per person and legal entity payment limitation for the 2019 and subsequent program years (as discussed in this fact sheet)
- in addition to covering the cost related to gathering livestock to treat for cattle tick fever, ELAP will now cover the cost related to gathering livestock to inspect for cattle tick fever;
- no longer covering livestock death losses due to diseases that are caused or transmitted by a vector and are not controlled by vaccination or an acceptable management practice. The 2018 Farm Bill authorizes these diseases to be covered under LIP.
- **ELAP is administered by the Farm Service Agency (FSA)** of the U.S. Department of Agriculture (USDA).

How it Works

There are three categories of livestock losses covered by ELAP, described in greater detail within this fact sheet:

- Livestock feed and grazing losses that are **not due to drought or wildfires on federally managed lands;**
- Losses resulting from the additional cost of transporting water to livestock due to an **eligible drought;** and
- Losses resulting from the additional cost associated with **gathering livestock** for treatment and inspection **related to cattle tick fever.**



What Is Eligible?

Livestock Feed and Grazing Losses

Eligible Livestock

For livestock feed and grazing losses, livestock must be:

- **Grazing animals**, such as alpacas, adult or non-adult dairy cattle, adult or non-adult beef cattle, adult or non-adult buffalo, adult or non-adult beefalo, deer, elk, emus, equine, goats, llamas, reindeer and sheep;
- Livestock that would **normally have been grazing the eligible grazing land or pastureland during the normal grazing period** for the specific pasture type of grazing land or pastureland in the county where the eligible adverse weather or loss condition occurred;
- **Owned, cash-leased, purchased**, under contract for purchase or been raised by a contract grower or an eligible livestock producer, during the **60 calendar days prior to the beginning date of the eligible adverse weather or loss condition;** and
- Maintained for **commercial use** as part of the producer's farming operation on the beginning date of the eligible adverse weather or loss condition.

Eligible Producer

An eligible producer is a person or legal entity who, in addition to satisfying other payment eligibility requirements, is an owner or contract grower of livestock that shares in the livestock or the risk of producing the livestock who:

- During the 60 calendar days before the beginning date of the eligible adverse weather or loss condition, owned, cash-leased, purchased, entered into a contract to purchase or been a contract grower of eligible livestock;
- Suffered a loss on land that is either:
 - Native or improved pastureland with a permanent vegetative cover; or
 - Planted to a crop specifically for the purpose of providing grazing for covered livestock; and
 - Provided pastureland or grazing land during the normal grazing period to eligible livestock, including cash-leased pastureland or grazing land for livestock that is physically located in the county where the eligible adverse weather or loss condition occurred during the normal grazing period.

Eligible Adverse Weather or Loss Condition

- Eligible adverse weather or loss conditions for livestock feed and grazing losses include, but are not limited to:
- Blizzard;
- Eligible winter storm;
- Flood;
- Hurricane;
- Lightning;
- Tidal surge;
- Tornado;
- Volcanic eruption; or
- Wildfire on non-federal land.

Drought and wildfire on federally managed land are not eligible adverse weather or loss conditions for livestock feed and grazing losses under ELAP. These conditions are covered by LFP.

Eligible Grazing Losses

Eligible grazing losses must be incurred on eligible grazing lands physically located in the county where the eligible adverse weather or loss condition occurred and because of an eligible adverse weather or loss condition.

The daily livestock payment rates per head for eligible livestock grazing losses for 2020 is \$1.06.



Eligible Feed Losses

Eligible feed losses under ELAP are losses:

- Of purchased forage or feedstuffs;
- Of mechanically harvested forage or feedstuffs;
- Resulting from the additional costs incurred for transporting feed to eligible livestock because of an eligible adverse weather or loss condition; and
- Resulting from the additional costs of purchasing additional feed, above normal quantities, required to maintain eligible livestock during an eligible adverse weather or loss condition, until additional livestock feed becomes available.

Eligible feed losses must not exceed 150 days of lost feed.

Grazing Loss Payments, Excluding Wildfire on Non-Federal Land

Payments for eligible grazing losses, except grazing losses due to wildfires on non-federal land, will be calculated based on a minimum of 60 percent of the lesser of the total value of:

- The feed cost for all covered livestock owned by the eligible livestock producer based on the number of grazing days lost, not to exceed 150 days of daily feed cost for all covered livestock; or
- Grazing lost for eligible livestock based on the normal carrying capacity of the eligible grazing land of the eligible livestock producer for the number of grazing days lost, not to exceed 150 days of lost grazing.

Payments for eligible livestock producers for losses suffered because of a wildfire on non-federal land will be calculated based on a minimum of 60 percent of:

- The result of dividing the number of acres of grazing land or pastureland acres affected by the wildfire by the normal carrying capacity of the specific type of eligible grazing land or pastureland, multiplied by;
- The daily value of grazing multiplied by;
- The number of days grazing was lost due to the wildfire, not to exceed 180 calendar days.

Livestock Feed Payment Calculations

Payment calculations for feed losses will be based on a minimum of 60 percent of the producer's actual cost for:

- Livestock feed that was purchased or mechanically harvested forage or feedstuffs intended for use as feed for the producer's eligible livestock that was physically damaged or destroyed due to an eligible adverse weather or loss condition;
- The additional costs incurred for transporting livestock feed to eligible livestock due to an eligible adverse weather or loss condition; and
- The additional cost of purchasing additional livestock feed above normal to maintain the eligible livestock during an eligible adverse weather or loss condition until additional livestock feed becomes available.

FSA will calculate ELAP payments for an eligible livestock producer for livestock feed and grazing losses for no more than 150 calendar days.

Losses Resulting from Additional Cost of Transporting Water

Eligible Livestock

For losses resulting from the additional cost of transporting water, eligible livestock must be:

- Alpacas, adult or non-adult dairy cattle, adult or non-adult beef cattle, adult or non-adult buffalo, adult or non-adult beefalo, deer, elk, emus, equine, goats, llamas, reindeer and sheep;
- Owned, cash-leased, purchased, under contract for purchase or been raised by a contract grower or an eligible livestock producer, during the 60 calendar days prior to the beginning date of the eligible adverse weather or loss condition;
- Livestock that are grazing eligible pastureland or grazing land during the normal grazing period for the specific pasture type of grazing land or pastureland that:
 - Are physically located in the county where the eligible adverse weather or loss condition occurred;
 - Had adequate livestock watering systems or facilities before the eligible adverse weather or loss condition occurred; and
 - Do not normally require the transport of water by the producer; and
- Maintained for commercial use as part of the producer's farming operation on the beginning date of the eligible adverse weather or loss condition.

Livestock that were or would have been in a feedlot are not eligible for livestock losses resulting from transporting water under ELAP.

Eligible Producer

For losses resulting from transporting water, producers must have, during the 60 calendar days before the beginning date of the eligible adverse weather or loss condition, owned, cash-leased, purchased, entered into a contract to purchase or been a contract grower of eligible livestock.

Eligible Adverse Weather or Loss Condition

Eligible adverse weather for losses resulting from the additional cost of transporting water to eligible livestock includes an eligible drought, meaning that any area of the county has been rated by the U.S. Drought Monitor as having a D3 (extreme drought) intensity that directly impacts water availability at any time during the normal grazing period. Eligible Losses from Transporting Water Eligible losses due to the additional costs of transporting water under ELAP are losses that:

- Are due to an eligible drought;
- Are for the additional cost of transporting water to eligible livestock, including, but not limited to, costs associated with water transport equipment fees, labor and contracted water transportation fees; and
- Do not include the cost of the water itself.

Payments for Losses from Transporting Water

Payments for losses due to transporting water will be based on a minimum of 60 percent of the lesser of:

- The total value of the cost to transport water to eligible livestock for 150 days, based on the daily water requirements for the eligible livestock; or
- The total value of the cost to transport water to eligible livestock for the program year, based on the actual number of gallons of water the eligible producer transported to eligible livestock for the program year.

The national average price per gallon to transport water is provided in the following table based on the method the producer uses to transport water for the applicable program year. A state or regional price may be established based on the recommendation and documentation by the FSA State Committee.

Method of Transporting Water	National Average Price per Gallon
Personal labor/equipment	\$0.035
Hired labor/rented equipment	\$0.05
Contracted water transportation	\$0.07

Losses Related to Treatment and Inspection for Cattle Tick Fever

Eligible Livestock

For losses resulting from the additional cost to treat and/or inspect for cattle tick fever, eligible livestock must be:

- Adult or non-adult dairy cattle, adult or non-adult beef cattle, adult or non-adult buffalo and adult or non-adult beefalo;
- Owned, cash-leased, purchased, under contract for purchase or been raised by a contract grower or an eligible livestock producer, during the 60 calendar days prior to the beginning date of the eligible adverse weather or loss condition; and
- Maintained for commercial use as part of the producer's farming operation on the beginning date of the eligible adverse weather or loss condition.

Livestock that were or would have been in a feedlot are not eligible for livestock losses resulting from the additional cost to treat for cattle tick fever under ELAP.

Eligible losses include those losses resulting from the additional cost associated with gathering livestock to treat and/or inspect for cattle tick fever. To be considered an eligible loss, acceptable records that provide the number of livestock treated and/or inspected for cattle tick fever and the number of treatments given during the program year must be on file with the USDA Animal and Plant Health Inspection Service (APHIS).

Payments for Losses for Gathering Livestock to Treat and/or Inspect for Cattle Tick Fever

Payments for losses resulting from the additional cost associated with gathering livestock to treat and/or inspect for cattle tick fever will be equal to the sum of the following for each treatment:

- A minimum national payment factor of 60 percent multiplied by;
- The number of eligible livestock treated and/or inspected by APHIS for cattle tick fever, multiplied by;
- The average cost to gather livestock, per head, as established by FSA.

Socially Disadvantaged, Limited Resource, Beginning, or Veteran Farmers and Ranchers

With respect to the national payment rates referenced above, an eligible livestock producer who certifies they are socially disadvantaged, limited resource or a beginning or veteran farmer or rancher will receive 90 percent of the payment rate for livestock losses under ELAP.

Payment Limitations

The 2018 Farm Bill removed ELAP from the combined \$125,000 payment limitation under ELAP and LFP. Therefore, for 2019 and subsequent program years, payment limitation does not apply to ELAP benefits. The average adjusted gross income (AGI) limitation on payments for persons or legal entities, excluding joint ventures and general partnerships, with certain levels of average AGI will apply. Specifically, a person or legal entity with an average AGI (as defined in 7 CFR Part 1400) that exceeds \$900,000 will not be eligible to receive ELAP payments.

Direct attribution provisions also apply to ELAP. Under direct attribution, any payment to a legal entity will also be considered for payment limitation purposes to be a payment to persons or legal entities with an interest in the legal entity or in a sub-entity. For more information on payment limitations, visit fsa.usda.gov/limits.

****Sequestration Applies - 2020 Rate is 5.9%****

How to Apply

Producers can apply to receive ELAP assistance at local FSA service centers. The ELAP application period ends Dec. 31 of each calendar year.

In addition to submitting an application for payment, producers who suffered livestock losses should submit a notice of loss to the local FSA office that maintains their farm records.

The following table provides the final dates to file a notice

Date of Livestock Loss	Final Date to File Notice of Loss	Final Date to Submit an Application for Payment
Within the program year Jan. 1 – Dec. 31	30 days after loss is apparent	Program year in which the loss occurred.

The producer must include a copy of the grower contract if they are a contract grower and any other supporting documents required for determining eligibility. Supporting documents must show evidence of loss, current physical location of livestock in inventory and evidence that grazing land or pastureland is owned or leased.

FSA will use data furnished by the applicant to determine eligibility for program benefits. Furnishing the data is voluntary; however, without all required data, program benefits will not be approved or provided.

More Information

This fact sheet is for informational purposes only; other restrictions may apply. For more information about ELAP, visit fsa.usda.gov/ELAP or contact your local FSA office. To find your local FSA office, visit farmers.gov.



DISASTER ASSISTANCE

LFP - Livestock Forage Disaster Program

Overview

The Livestock Forage Disaster Program (LFP) provides payments to eligible livestock owners and contract growers who have covered livestock and who are also producers of grazed forage crop acreage (native and improved pasture land with permanent vegetative cover or certain crops planted specifically for grazing) that have suffered a loss of grazed forage due to a qualifying drought during the normal grazing period for the county.

LFP also provides payments to eligible livestock owners or contract growers that have covered livestock and who are also producers of grazed forage crop acreage on rangeland managed by a federal agency if the eligible livestock producer is prohibited by the federal agency from grazing the normal permitted livestock on the managed rangeland due to a qualifying fire.

The qualifying drought and qualifying grazing losses, and/or notification of prohibition to graze Federal land due to fire, must have occurred in the grazing period and crop year.

LFP is administered by the Farm Service Agency (FSA) of the U.S. Department of Agriculture (USDA).

Eligible Counties for Drought

An eligible livestock owner or contract grower who, as a grazed forage crop producer, owns or leases grazing land or pastureland physically located in a county rated by the U.S. Drought Monitor as having a:

- D2 (severe drought) intensity in any area of the county for at least eight consecutive weeks during the normal grazing period is eligible to receive assistance in an amount equal to one monthly payment;
- D3 (extreme drought) intensity in any area of the county at any time during the normal grazing period is eligible to receive assistance in an amount equal to three monthly payments;
- D3 (extreme drought) intensity in any area of the county for at least four weeks during the normal grazing period or is rated a D4 (exceptional drought) intensity at any time during the normal grazing period is eligible to receive assistance in an amount equal to four monthly payments; or
- D4 (exceptional drought) in a county for four weeks (not necessarily four consecutive weeks) during the normal grazing period is eligible to receive assistance in an amount equal to five monthly payments.



A map of eligible counties for LFP drought can be found at fsa.usda.gov/programs-and-services/disaster-assistance-program/livestock-forage/index.

Eligible Livestock

Eligible livestock are grazing animals that satisfy the majority of net energy requirement of nutrition via grazing of forage grasses or legumes and include such species as alpacas, beef cattle, buffalo/bison, beefalo, dairy cattle, deer, elk, emus, equine, goats, llamas, reindeer or sheep. Within those species animals that are eligible include those that are or would have been grazing the eligible grazing land or pastureland:

- During the normal grazing period for the specific type of grazing land or pastureland for the county; or
- When the federal agency prohibited the livestock owner or contract grower from having livestock graze the normally permitted livestock on the managed rangeland due to fire.

Eligible Livestock must:

- Have been owned, leased, purchased, entered into a contract to purchase, or held by a contract grower during the 60 days prior to the beginning date of a qualifying drought or fire condition;
- Have been sold or otherwise disposed of due to a qualifying drought condition during the current production year or one or both of the two production years immediately preceding the current production year;
- Have been maintained for commercial use as part of a farming operation on the beginning date of the eligible drought or fire condition;
- Not have been produced and maintained for reasons other than commercial use as part of a farming operation (such excluded uses include, but are not limited to, wild free-roaming animals or animals used for recreational purposes such as pleasure, hunting, pets, roping or for show); and
- Not have been livestock that were or would have been in a feedlot on the beginning date of the qualifying drought or fire as part of the normal business operation of the livestock owner or contract grower.

Eligible Producers

To be eligible for LFP, persons or legal entities must be a U.S. citizen, resident alien, partnership of U.S. citizens, a legal entity organized under State law, or an Indian tribe or tribal organization defined in the Indian Self-Determination and Education Assistance Act that:

- Own, cash or share lease, or be a contract grower of covered livestock during the 60 calendar days before the beginning date of a qualifying drought or fire;
- Provide pastureland or grazing land for covered livestock, including cash-rented pastureland or grazing land as of the date of the qualifying drought or fire that is either:
 - Physically located in a county affected by a qualifying drought during the normal grazing period for the county; or
 - Rangeland managed by a federal agency for which the otherwise eligible livestock producer is prohibited by the federal agency from grazing the normally permitted livestock because of a qualifying fire.
- Certify that they have suffered a grazing loss because of a qualifying drought or fire; and
- Timely file an acreage report for all grazing land for which a grazing loss is being claimed.

**Payments**

FSA will calculate LFP payments for an eligible livestock producer for grazing losses because of a qualifying drought equal to payment factors of one, three, four or five times the LFP monthly payment rate. The LFP monthly payment rate for drought is equal to 60 percent of the lesser of either the monthly feed cost:

- For all covered livestock owned or leased by the eligible livestock producer; or
- Calculated by using the normal carrying capacity of the eligible grazing land of the eligible livestock producer.

Total LFP payments to an eligible livestock owner or contract grower in a calendar year for grazing losses will not exceed five monthly payments for the same kind, type, and weight range of livestock.

In the case of an eligible livestock owner or contract grower who sold or otherwise disposed of livestock because of drought conditions in one or both of the two previous production years immediately preceding the current production year, the payment rate will equal 80 percent of the monthly payment rate.

FSA will calculate LFP payments for eligible livestock owners or contract growers for losses suffered because of a qualifying fire on federally managed rangeland for which the producer is prohibited from grazing the normally permitted livestock. The payment begins on the first day the permitted livestock are prohibited from grazing the eligible rangeland and ending on the earlier of the last day of the federal lease of the eligible livestock producer or the day that would make the period a 180 calendar-day period. The payment rate is 50 percent of the monthly feed cost for the number of days the owner or contract grower is prohibited from having livestock graze the managed rangeland because of a qualifying fire, not to exceed 180 calendar days.



Payments Limitation

The Agriculture Improvement Act (2018 Farm Bill) established a maximum annual per person and legal entity payment limitation for LFP (without regard to any other program) of \$125,000.

Therefore, for 2019 and subsequent program years, no person or legal entity, excluding a joint venture or general partnership, may receive, directly or indirectly, more than \$125,000 total in payments under LFP. The average adjusted gross income (AGI) limitation relating to limits on payments for persons or legal entities, excluding joint ventures and general partnerships, with certain levels of AGI will apply. Specifically, a person or legal entity with an AGI (as defined in 7 CFR Part 1400) that exceeds \$900,000 will not be eligible to receive LFP payments.

Direct attribution provisions apply to LFP. Under direct attribution, any payment to a legal entity will also be considered for payment limitation purposes to be a payment to persons or legal entities with an interest in the legal entity or in a sub-entity. To learn more, visit the Payment Eligibility and Payment Limitations fact sheet at fsa.usda.gov/payment-limitations.

Enrollment

Eligible livestock producers who are also producers of grazed forage crop acreage must provide a completed application for payment and required supporting documentation to their FSA office within 30 calendar days after the end of the calendar year in which the grazing loss occurred.

Contract growers must include a copy of the grower contract and any other supporting documents required for determining contract grower eligibility.

Supporting documents must show evidence of loss and that grazing land or pastureland is owned or leased. If a loss of grazing was due to a fire that the eligible livestock producer was prohibited by the federal agency from having livestock graze the normal permitted livestock on the managed rangeland due to a fire.

FSA will use data provided by the applicant to determine eligibility for program benefits. Providing the data is voluntary; however, without all required data, program benefits will not be approved or provided.


For More Information

This fact sheet is for informational purposes only; other eligibility requirements or restrictions may apply. To find more information about FSA disaster assistance programs, visit farmers.gov or contact your local FSA office. To find your local FSA office, visit farmers.gov/service-center-locator.

LIVESTOCK PAYMENT RATES					
KIND	TYPE	WEIGHT RANGE	PAYMENT RATE PER HEAD		
			2018	2019	2020
Beef	Adult	Bulls, Cows	\$28.07	\$29.34	\$31.89
	Non-Adult	500 pounds or more	\$21.05	\$22.01	\$23.92
	Non-Adult	Less than 500 pounds		\$14.67	\$15.94
Dairy	Adult	Bulls, Cows	\$72.98	\$76.29	\$82.91
	Non-Adult	500 pounds or more	\$21.05	\$22.01	\$23.92
	Non-Adult	Less than 500 pounds		\$14.67	\$15.94
Beefalo	Adult	Bulls, Cows	\$28.07	\$29.34	\$31.89
	Non-Adult	500 pounds or more	\$21.05	\$22.01	\$23.92
	Non-Adult	Less than 500 pounds		\$14.67	\$15.94
Buffalo/Bison	Adult	Bulls, Cows	\$28.07	\$29.34	\$31.89
	Non-Adult	500 pounds or more	\$21.05	\$22.01	\$23.92
	Non-Adult	Less than 500 pounds		\$14.67	\$15.94
Sheep	All		\$7.02	\$7.34	\$7.97
Goats	All		\$7.02	\$7.34	\$7.97
Deer	All		\$7.02	\$7.34	\$7.97
Equine	All		\$20.77	\$21.71	\$23.60
Elk	All			\$15.85	\$17.22
		Less than 400 pounds	\$6.18		
		400 to 799 pounds	\$11.51		
		800 pounds or more	\$15.16		
Reindeer	All		\$6.18	\$6.46	\$7.02
Alpacas	All		\$23.12	\$24.17	\$26.27
Emus	All		\$14.37	\$15.02	\$16.32
Llamas	All		\$10.25	\$10.71	\$11.64

NOTE: A grazing animal is defined as those species of livestock that, from a nutritional and physiological perspective, satisfy more than 50 percent of their net energy requirement through the consumption of growing forage grasses and legumes, regardless whether or not they are grazing or are present on grazing land or pastureland. Unweaned livestock are not considered a grazing animal and are ineligible for LFP.

The LFP monthly payment rate for losses because of a qualifying drought is calculated at 60 percent of the smaller of the monthly feed cost payment rate per head in the table above or the monthly feed cost based on the normal carrying capacity of the eligible grazing or pastureland acres.



DISASTER ASSISTANCE

Livestock Indemnity Program

Overview

The 2014 Farm Bill authorized the Livestock Indemnity Program (LIP) to provide benefits to eligible livestock owners or contract growers for livestock deaths in excess of normal mortality caused by eligible loss conditions, including eligible adverse weather, eligible disease and eligible attacks (attacks by animals reintroduced into the wild by the federal government or protected by federal law, including wolves and avian predators).

The occurrence of an eligible loss condition in and by itself is not determinative for eligible livestock losses. The livestock owner or contract grower must provide evidence acceptable to FSA that the eligible cause of loss not only occurred but directly caused loss or death.

LIP payments for owners are based on national payment rates that are 75 percent of the market value of the applicable livestock as determined by the Secretary. Rates for contract growers of poultry or swine will not exceed the rates for owners but are based on 75 percent of national average input costs for the applicable livestock.

The Bipartisan Budget Act of 2018, enacted Feb. 9, 2018, amended certain provisions related to LIP effective with the 2017 year. Those amendments included:

- removing the maximum per person and legal entity payment limitation for the 2017 and subsequent program years (as discussed in this fact sheet); and
- providing for compensation in the event that livestock are injured by an eligible loss condition but not killed, and are sold for a reduced price.

LIP is administered by the U.S. Department of Agriculture (USDA) Farm Service Agency (FSA).

Eligible Livestock Owners

To be eligible for LIP:

- A livestock owner must have legally owned the livestock on the day the livestock died and/or were injured by an eligible loss condition
- An owner's livestock must have either:
 - died in excess of normal mortality as a direct result of an eligible loss condition, or
 - been injured as a direct result of an eligible loss condition and were sold at a reduced price.



Eligible livestock must:

- Have been maintained for commercial use as part of a farming operation on the day they died; and
- Not have been produced or maintained for reasons other than commercial use as part of a farming operation. Excluded livestock includes wild
- free-roaming animals, pets or animals used for recreational purposes, such as hunting, roping or for show.

The following types of livestock may be eligible for LIP:

CATTLE	POULTRY	SWINE	OTHER
Adult Beef Bulls	Chickens, Broilers, Pullets (regular size) (4.26 to 6.25 pounds)	Swine, Feeder Pigs (less than 50 pounds)	Alpacas
Bison Bulls	Chickens, Chicks	Swine, Lightweight Barrows, Gilts	Deer
Adult Beefalo Bulls	Chickens, Layers	(50 to 150 pounds)	Elk
Adult Buffalo/Bison Cows	Chickens, Pullets/Cornish Hens (small size) (Less than 4.26 pounds)	Swine, Sows, Boars, Barrows, Gilts	Emus
Adult Dairy Bulls	Roasters (6.26 to 7.75 pounds)	(151 to 450 pounds)	Equine
Adult Dairy Cows	Super Roasters/Parts (7.76 pounds or more)	Swine, Sows, Boars (over 450 pounds)	Goats, Bucks
Non-Adult Beef Cattle	Ducks, Ducklings		Goats, Nannies
Non-Adult Buffalo/Bison	Geese, Goslings		Goats, Slaughter Goats/Kids
Non-Adult Beefalo	Turkeys, Poult		Llamas
Non-Adult Dairy Cattle	Turkeys, Toms, Fryers, Roasters		Reindeer
			Caribou
			Sheep, Rams
			Sheep, Ewes
			Sheep, Lambs

Eligible Livestock Contract Growers (Poultry and Swine)

Poultry and swine are the only eligible livestock for contract growers under LIP.

To be eligible for LIP, in addition to meeting all other eligibility requirements for loss, a contract grower must have had the following:

- Possession and control of the eligible livestock; and
- A written agreement with the eligible livestock owner setting the specific terms, conditions and obligations of the parties involved regarding the production of livestock.

Contract growers are not eligible for losses under LIP for injured livestock that were sold at a reduced price due to an eligible loss condition.

Eligible Loss Conditions

An eligible loss condition includes any of the following that occur in the calendar year for which benefits are requested:

- Eligible adverse weather event;
- Eligible disease; and
- Eligible attack.

Eligible adverse weather event means extreme or abnormal damaging weather that is not expected to occur during the loss period for which it occurred, which directly results in eligible livestock losses. An eligible adverse weather event must occur in the calendar year for which benefits are requested. Eligible adverse weather events include, but are not limited to, as determined by the FSA Deputy Administrator of Farm Programs or designee, earthquake; hail; lightning; tornado; tropical storm; typhoon; vog, if directly related to a volcanic eruption; winter storm, if the winter storm lasts for three consecutive days and is accompanied by high winds, freezing rain or sleet, heavy snowfall and extremely cold temperatures; hurricanes; floods; blizzards; wild fires; extreme heat; extreme cold; and straight-line winds. Drought is not an eligible adverse weather event except when associated with anthrax, a condition that occurs because of drought and results in the death of eligible livestock.

Eligible disease means a disease that is exacerbated by an eligible adverse weather event that directly results in eligible livestock losses, including, but not limited to, anthrax, cyanobacteria, (beginning in 2015 calendar year) and larkspur poisoning (beginning in 2015 calendar year).

Eligible attack means an attack by animals reintroduced into the wild by the federal government or protected by federal law, including wolves and avian predators, that directly results in eligible livestock losses.

Payments

Livestock Death Losses

LIP payments for livestock death losses, adjusted for normal mortality, are calculated by multiplying the national payment rate for the applicable livestock category by the number of eligible livestock in that category times the producer's share. Current year national payment rates are found at the end of this fact sheet.

The LIP national payment rate for eligible livestock owners is based on 75 percent of the average fair market value of the livestock, as provided in Table 1.

The LIP national payment rate for eligible livestock contract growers is based on 75 percent of the average income loss sustained by the contract grower with respect to the dead livestock, as provided in Table 2.

A contract grower's LIP payment will be reduced by the amount of monetary compensation received from the owner for the loss of income suffered from the death of livestock under contract.

Injured Livestock

For eligible livestock owners, LIP payments for injured livestock that are sold at a reduced price due to an eligible adverse weather event or eligible attack are calculated by multiplying the national payment rate for the applicable livestock category minus the amount that the livestock owner received for the eligible livestock in that category times the livestock owner's share. If injured eligible livestock are sold for more than the national payment rate for the applicable livestock category, there is no payment.

Payment Limitations and Adjusted Gross Income (AGI)

For the 2017 and subsequent program years, there is no per person or legal entity program year payment limitation.

In evaluating average adjusted gross income, an individual or entity is ineligible for payment under LIP if the average AGI of the individual or entity exceeds \$900,000.

Direct attribution provisions apply to LIP. Under direct attribution, AGI provisions apply to the person or legal entity applying for payment as well as to those persons or legal entities with an interest in the legal entity or in a sub-entity.

For more information on payment limitations, visit www.fsa.usda.gov/limits.

Applying for LIP

Owners or contract growers may apply to receive LIP benefits at local FSA offices.

Owners or contract growers who suffer livestock losses due to an eligible cause of loss must submit a notice of loss and an application for payment to the local FSA office that serves the physical location county where the livestock losses occurred. All of the owner's or contract grower's interest in inventory of eligible livestock in that county for the calendar year must be accounted for and summarized when determining eligibility.

An owner or contract grower must file a notice of loss within 30 calendar days of when the loss of livestock is first apparent as well as file an application for payment within 60 calendar days after the end of the calendar year in which the eligible loss condition occurred.

For 2017 LIP losses, livestock owners and contract growers may apply for 2017 LIP benefits in the physical location county where the loss occurred.

The following table provides the final dates to file a notice of loss and application for payment:

DATE OF LIVESTOCK DEATH AND/OR INJURY	FINAL DATE TO FILE NOTICE OF LOSS	FINAL DATE TO SUBMIT AN APPLICATION FOR PAYMENT
2017 calendar year	60 days after publication of the 2014 Farm Bill regulations, as amended, in the Federal Register.	60 days after the 2014 Farm Bill regulations, as amended, are published in the Federal Register
Calendar year 2018 and all subsequent years	by the later of 30 calendar days of when the loss is first apparent or 60 calendar days after publication of the 2014 Farm Bill regulations, as amended, in the Federal Register.	60 days after the calendar year in which the eligible loss condition occurred

A 2017 and 2018 LIP application that was processed and acted on by FSA under Federal regulations that were effective prior to the Bipartisan Budget Act of 2018 will not be re-processed or acted on by FSA unless FSA's decision was based on the notice of loss or application not being filed timely. Applications from eligible livestock owners for losses due to livestock injured due to an eligible loss condition will be processed and acted on as specified in this fact sheet.



Contract growers of poultry or swine must submit a copy of the grower contract and any other supporting documents required for determining eligibility. Similar to requirements for owners, supporting documents must show evidence of loss, current physical location of livestock in inventory and location of the livestock at the time of death.

Livestock Loss Documentation

Livestock owners and contract growers must record all pertinent information (including the number and kind) of all livestock and those adversely impacted by an eligible loss condition resulting in either death losses or injury and sales of injured livestock at reduced price.

Owners who sold injured livestock for a reduced price because the livestock were injured due to an eligible adverse weather event or eligible attack, must provide verifiable evidence of the reduced sale of the livestock. The injured livestock must be sold to an independent third party (such as sale barn, slaughter facility, or rendering facility).

Documents that may provide verifiable evidence of livestock sold at a reduced price include but are not limited to:

- sales receipts from a livestock auction, sale barn or
- other similar livestock sale facilities
- rendering facility receipts
- processing plant receipts

The documentation for injured livestock sales must have the price for which the animal was sold as well as information on livestock kind, type, and weight sold.

FSA will use information furnished by the applicant to determine eligibility. Furnishing the required information is voluntary; however, without all required information, program benefits will not be approved or provided.

For More Information


This fact sheet is for informational purposes only; other eligibility requirements or restrictions may apply. To find more information about FSA disaster assistance programs, visit [farmers.gov](https://www.farmers.gov) or contact your local FSA office. To find your local FSA office, visit [farmers.gov/service-center-locator](https://www.farmers.gov/service-center-locator).

**TABLE 1: LIP PAYMENT RATES FOR ELIGIBLE LIVESTOCK OWNERS
(rates have been reduced by the required 75%)**

KIND	TYPE	WEIGHT RANGE	2018 PAYMENT RATE PER HEAD
Alpacas			\$270.00
Beef	Adult	Bull	\$1,279.07
		Cow	\$983.90
	Non-adult	Less than 400 pounds	\$468.92
		400 to 799 pounds	\$653.54
		800 pounds or more	\$1,011.05
Buffalo/Bison	Adult	Bull	\$2,160.30
		Cow	\$1,790.61
	Non-adult	Less than 400 pounds	\$1,225.84
		400 to 799 pounds	\$1,471.53
		800 pounds or more	\$1,975.46
Beefalo	Adult	Bull	\$1,609.53
		Cow	\$1,286.42
	Non-adult	Less than 400 pounds	\$752.77
		400 to 799 pounds	\$960.28
		800 pounds or more	\$1,372.71
Caribou			\$411.16
Chickens	Broilers, Pullets (regular size)	4.26 to 6.25 pounds	\$2.70
	Chicks		\$0.27
	Layers		\$3.38
	Pullets, Cornish Hens (small size)	Less than 4.26 pounds	\$1.84
	Roasters	6.26 to 7.75 pounds	\$3.44
	Super Roasters/Parts	7.76 pounds or more	\$4.52
Dairy	Adult	Bull	\$1,216.88
		Cow	\$1,216.88
	Non-adult	Less than 400 pounds	\$304.22
		400 to 799 pounds	\$608.44
		800 pounds or more	\$982.86
Deer			\$411.16
Ducks	Ducklings		\$0.70
	Ducks		\$4.39
Elk			\$570.73
Emus			\$164.01
Equine			\$697.02
Geese	Goose		\$24.09
	Gosling		\$5.06
Goats	Bucks		\$206.81
	Nannies		\$146.42
	Slaughter Goats/Kids		\$64.47
Llamas			\$217.50
Reindeer			\$411.16
Sheep	Ewes		\$121.06
	Lambs		\$138.86
	Rams		\$116.67
Swine	Feeder Pigs	Less than 50 pounds	\$41.97
	Lightweight Barrows, Gilts	50 to 150 pounds	\$65.14
	Sows, Boars, Barrows, Gilts	151 to 450 pounds	\$88.30
	Boars, Sows	450 pounds or more	\$188.14
Turkeys	Poults		\$1.25
	Toms, Fryers, Roasters		\$14.72

**TABLE 2: LIP PAYMENT RATES FOR ELIGIBLE LIVESTOCK CONTRACT GROWERS
(rates have been reduced by the required 75%)**

KIND	TYPE	WEIGHT RANGE	2018 PAYMENT RATE PER HEAD
Chickens	Broilers, Pullets (regular size)	4.26 to 6.25 pounds	\$0.30
	Chicks		\$0.27
	Layers		\$0.20
	Pullets, Cornish Hens (small size)	Less than 4.26 pounds	\$0.20
	Roasters	6.26 to 7.75 pounds	\$0.38
	Super Roasters/Parts	7.76 pounds or more	\$0.50
Ducks	Ducklings		\$0.48
	Ducks		\$0.48
Geese			\$2.65
Swine	Feeder Pigs	Less than 50 pounds	\$4.77
	Lightweight Barrows, Gilts	50 to 150 pounds	\$9.78
	Sows, Boars, Barrows, Gilts	151 to 450 pounds	\$13.26
	Boars, Sows	450 pounds or more	\$77.32
Turkeys	Poults		\$0.14
	Toms, Fryers, Roasters		\$1.62



DISASTER ASSISTANCE

Noninsured Crop Disaster Assistance Program

Overview

The Noninsured Crop Disaster Assistance Program (NAP) administered by the U.S. Department of Agriculture (USDA) Farm Service Agency (FSA), provides financial assistance to producers of non-insurable crops to protect against natural disasters that result in lower yields or crop losses, or prevents crop planting.

Who Is Eligible?

Eligible Producers

An eligible producer is a landowner, tenant or sharecropper who shares in the risk of producing an eligible crop and is entitled to an ownership share of that crop. An individual's or entity's average adjusted gross income (AGI) cannot exceed \$900,000 to be eligible for NAP payments. Also, NAP payments received, directly or indirectly, will be attributed to the applicable individual or entity and limited to \$125,000 per crop year, per individual or entity for crops with basic (catastrophic) coverage. Any NAP payments received directly or indirectly for crops with additional (buy-up) coverage, will be attributed to the applicable individual or entity and limited to \$300,000 per crop year, per individual or entity. (To learn more, visit fsa.usda.gov/limits.)

Eligible Crops

Eligible crops must be commercially produced agricultural commodities for which crop insurance is not available and be any of the following:

- Crops grown for food;
- Crops planted and grown for livestock consumption, such as grain and forage crops, including native forage; Crops grown for fiber, such as cotton and flax (except trees);
- Crops grown in a controlled environment, such as mushrooms and floriculture;
- Specialty crops, such as honey and maple sap;
- Sea oats and sea grass;
- Sweet sorghum and biomass sorghum;
- Industrial crops, including crops used in manufacturing or grown as a feedstock for renewable biofuel, renewable electricity or biobased products;
- Value loss crops, such as aquaculture, Christmas trees, ginseng, ornamental nursery and turf-grass sod; and
- Seed crops where the propagation stock is produced for sale as seed stock for other eligible NAP crop production.



Producers should contact a crop insurance agent for questions regarding insurability of a crop in their county. For further information on whether a crop is eligible for NAP coverage, producers should contact the FSA county office where their farm records are maintained.

What Is Eligible?

Eligible Causes of Loss

Eligible causes of loss include the following natural disasters:

- Damaging weather, such as drought, freeze, hail, excessive moisture, excessive wind or hurricanes;
- Adverse natural occurrences, such as earthquake or flood; and
- Conditions related to damaging weather or adverse natural occurrences, such as excessive heat, plant disease, volcanic smog (VOG) or insect infestation.

The damaging weather or adverse natural occurrence must occur during the coverage period, before or during harvest, and must directly affect the eligible crop.

How It Works

Coverage Levels

NAP provides basic coverage equivalent to the catastrophic level risk protection plan of insurance coverage, which is based on the amount of loss that exceeds 50 percent of expected production at 55 percent of the average market price for the crop. The 2018 Farm Bill re-authorizes higher levels of coverage ranging from 50 to 65 percent of production, in 5 percent increments, at 100 percent of the average market price. Additional (buy-up) coverage must be elected by a producer by the application closing date. Producers who elect additional coverage must pay a premium in addition to the service fee. Crops intended for grazing are not eligible for additional coverage.

Applying for Coverage

Eligible producers must apply for coverage using form CCC-471, "Application for Coverage," and pay the applicable service fee at the FSA office where their farm records are maintained. The application and service fee must be filed by the application closing date. Application closing dates vary by crop and are established by the FSA State Committee. Contact your local FSA office to verify application closing dates. Producers who apply for NAP coverage acknowledge that they have received the NAP Basic Provisions, available at FSA county offices and at fsa.usda.gov/nap.

Service Fees and Premiums

For all coverage levels, the NAP service fee is the lesser of \$325 per crop or \$825 per producer per administrative county, not to exceed a total of \$1,950 for a producer with farming interests in multiple counties.

Producers who elect higher levels of coverage must also pay a premium equal to:

- The producer's share of the crop; times
- The number of eligible acres devoted to the crop; times
- The approved yield per acre; times
- The coverage level; times
- The average market price; times
- A 5.25 percent premium fee.

For value loss crops, premiums will be calculated using the maximum dollar value selected by the producer on form CCC-471, "Application for Coverage."

The maximum premium for a person or legal entity that is a NAP covered producer is \$15,750 (the maximum payment limitation times a 5.25 percent premium fee) for an application for basic coverage only. If the NAP covered producer is a joint operation, the maximum



premium is based on the number of multiple persons or legal entities comprising the joint operation. Beginning, limited resource, socially disadvantaged and qualifying veterans farmers or ranchers are eligible for a waiver of the service fee and a 50 percent premium reduction when they file form CCC-860, "Socially Disadvantaged, Limited Resource, Veteran, or Beginning Farmer or Rancher Certification." To be eligible for a service fee waiver or premium reduction, the NAP covered producer must qualify as one of the following:

Beginning farmer or rancher – a person or legal entity who:

- Has not operated a farm or ranch for more than 10 years; and
- Materially and substantially participates in the operation.

For legal entities to be considered a beginning farmer, all members must be related by blood or marriage and must be beginning farmers.

Limited resource farmer or rancher – a person or legal entity that:

- Earns no more than \$177,300 (for FY2019) in each of the two calendar years that precede the complete taxable year before the program year, to be adjusted upwards in later years for inflation; and
- Has a total household income at or below the national poverty level for a family of four, or less than 50 percent of county median household income for both of the previous two years.

Limited resource producer status may be determined using the USDA Limited Resource Farmer and Rancher Online Self Determination Tool located at <https://lrftool.sc.gov.usda.gov/DeterminationTool.aspx?fyYear=2019>. The automated system calculates and displays adjusted gross farm sales per year and the higher of the national poverty level or county median household income.

For legal entities requesting to be considered Limited Resource Farmer or Rancher, the sum of gross sales and household income must be considered for all members.

Socially disadvantaged farmer or rancher – a farmer or a rancher who is a member of a group whose members have been subject to racial, ethnic or gender prejudice because of their identity as members of a group without regard to their individual qualities. Groups include:

- American Indians or Alaskan Natives;
- Asians or Asian Americans;
- Blacks or African Americans;
- Native Hawaiians or other Pacific Islanders;
- Hispanics; and
- Women.

For legal entities to be considered socially disadvantaged, the majority interest must be held by socially disadvantaged individuals.

Veteran farmer or rancher – a farmer or rancher who has served in the Armed Forces (as defined in 38 U.S.C. 101) and who:

- has operated a farm or ranch for less than 10 years, or
- first obtained status as a veteran during the most recent 10-year period.

Coverage Period

The coverage period for NAP varies depending on the crop. The coverage period for an annual crop begins the later of:

- The date after the application for coverage is filed and the applicable service fees have been paid; or
- The date the crop is planted (cannot exceed the final planting date).

The coverage period for an annual crop ends the earlier of the:

- Date the crop harvest is completed;
- Normal harvest date for the crop;
- Date the crop is abandoned; or
- Date the entire crop acreage is destroyed.

The coverage period for a perennial crop, other than a crop intended for forage, begins no later than 30 calendar days after the application closing date and ends the earlier of:

- 10 months from the application closing date;
- The date the crop harvest is completed;
- The normal harvest date for the crop;

- The date the crop is abandoned; or
- The date the entire crop acreage is destroyed.

Contact a local FSA office for information on the coverage periods for perennial forage crops, controlled-environment crops, specialty crops and value loss crops.

Information Required to Remain Eligible for NAP

To be eligible for NAP assistance, the following crop acreage information must be reported:

- Name of the crop (lettuce, clover, etc.);
- Type and variety (head lettuce, red clover, etc.);
- Location and acreage of the crop (field, sub-field, etc.);
- Share of the crop and the names of other producers with an interest in the crop; Type of practice used to grow the crop (irrigated or non-irrigated);
- Date the crop was planted in each field; and
- Intended use of the commodity (fresh, processed, etc.).

Producers must report crop acreage shortly after planting (early in the risk period) to ensure reporting deadlines are not missed and coverage is not lost. In addition, producers with NAP coverage must provide the following production information:

- The quantity of all harvested production of the crop in which the producer held an interest during the crop year;
- The disposition of the harvested crop, such as whether it is marketable, unmarketable, salvaged or used differently than intended; and
- Verifiable or reliable crop production records (when required by FSA).

When those records are required, producers must provide them in a manner that can be easily understood by the FSA county committee. Producers should contact the FSA office where their farm records are maintained for questions regarding acceptable production records.

Failure to report acreage and production information for NAP-covered crops may result in reduced or zero NAP assistance. Be aware that acreage reporting and final planting dates vary by crop and by region.

Producers should contact the FSA office where their farm records are maintained for questions regarding local acreage reporting and final planting dates.

For aquaculture, floriculture and ornamental nursery operations, producers must maintain records according to industry standards, including daily crop inventories. Unique reporting requirements apply to beekeepers and producers of Christmas trees, turf-grass sod, maple sap, mushrooms, ginseng and commercial seed or forage crops. Producers should contact the FSA office where their farm records are maintained regarding these requirements.

Reported Acreage and Production

FSA uses acreage reports to record the location and number of acres covered by the application. Acreage and the production reports are used to calculate the approved yield (expected production for a crop year). The approved yield is an average of a producer's actual production history (APH) for a minimum of 4 to a maximum of 10 crop years (5 years for apples and peaches). To calculate APH, FSA divides a producer's total production by the producer's crop acreage. A producer's approved yield may be calculated using substantially reduced yield data if the producer does not report production for a crop with NAP coverage, or reports fewer than 4 years of crop production.

Providing Notice of Loss and Applying for Payment

When a crop or planting is affected by a natural disaster, producers with NAP coverage must notify the FSA office where their farm records are maintained and complete Part B (the Notice of Loss portion) of form CCC-576, "Notice of Loss and Application for Payment." This must be completed within 15 calendar days of the earlier of:

- A natural disaster occurrence;
- The final planting date if planting is prevented by a natural disaster;
- The date that damage to the crop or loss of production becomes apparent; or
- The normal harvest date.

Producers of hand-harvested crops and certain perishable crops must notify FSA within 72 hours of when a loss becomes apparent. The crops subject to this requirement will be listed in the NAP Basic Provisions.

To receive NAP benefits, producers must complete form CCC-576, "Notice of Loss and Application for Payment," Parts D, E, F and G, as applicable, within 60 days of the last day of coverage for the crop year for any NAP covered crop in the unit. The CCC-576 requires acceptable appraisal information.

Producers must provide evidence of production and note whether the crop was marketable, unmarketable, salvaged or used differently than intended.

Defining a NAP Unit

The NAP unit includes all the eligible crop acreage in the county where the producer has a unique crop interest. A unique crop interest is either:

- 100 percent interest; or
- A shared interest with another producer.

Information FSA Uses to Calculate Payment

The NAP payment is calculated by unit using:

- Crop acreage;
- Approved yield;
- Net production;
- Coverage level elected by the producer;
- An average market price for the commodity established by the FSA state committee; and
- A payment factor reflecting the decreased cost incurred in the production cycle for a crop that is not harvested or prevented from being planted.

For value loss crops with additional coverage, payments will be calculated using the lesser of the field market value of the crop before the disaster or the maximum dollar value for which the producer requested coverage at the time of application.

For More Information

This fact sheet is for informational purposes only; other eligibility requirements or restrictions may apply. To find more information about FSA disaster assistance programs, visit [farmers.gov](https://www.farmers.gov) or contact your local FSA office. To find your local FSA office, visit [farmers.gov/service-center-locator](https://www.farmers.gov/service-center-locator).



DISASTER ASSISTANCE

Emergency Loan Program

Overview

The U.S. Department of Agriculture's Farm Service Agency (FSA) provides emergency loans to help producers recover from production and physical losses due to drought, flooding, other natural disasters, or quarantine.

Loan Uses

Emergency loan funds may be used to:

- Restore or replace essential property;
- Pay all or part of production costs associated with the disaster year;
- Pay essential family living expenses;
- Reorganize the farming operation; and
- Refinance certain debts.

Who is Eligible?

Emergency loans may be made to farmers and ranchers who:

- Own or operate land located in a county declared by the President or designated by the Secretary of Agriculture as a primary disaster area or quarantine area. All counties contiguous to the declared, designated, or quarantined primary counties also are eligible for emergency loans. A disaster designation by the FSA Administrator authorizes emergency loan assistance for physical losses only in the designated and contiguous counties;
- Are established family farm operators and have sufficient farming or ranching experience;
- Are citizens or permanent residents of the United States;
- Have suffered at least a 30 percent loss in crop production or a physical loss to livestock, livestock products, real estate, or chattel property;
- Have an acceptable credit history;
- Are unable to receive credit from commercial sources;
- Can provide collateral to secure the loan; and
- Have repayment ability.



Loan Requirements

FSA loan requirements are different from those of other lenders. Some of the more significant differences are the following:

- Borrowers must keep acceptable farm records;
- Borrowers must operate in accordance with a farm plan they develop and agree to with local FSA staff; and
- Borrowers may be required to participate in a financial management training program and obtain crop insurance.

Collateral Is Required

All emergency loans must be fully collateralized. The specific type of collateral may vary depending on the loan purpose, repayment ability, and the individual circumstances of the applicant. If applicants cannot provide adequate collateral, their repayment ability may be considered as collateral to secure the loan. A first lien is required on property or products acquired, produced, or refinanced with loan funds.

Loan Limit

Producers can borrow up to 100 percent of actual production or physical losses to a maximum amount of \$500,000.

Loan Terms

Loans for crop, livestock, and non-real estate losses are normally repaid within one to seven years, depending on the loan purpose, repayment ability, and collateral available as loan security. In special circumstances, terms of up to 20 years may be authorized. Loans for physical losses to real estate are normally repaid within 30 years. In certain circumstances, repayment may be made over a maximum of 40 years.

Current Interest Rate

To find the current emergency loan interest rate, visit fsa.usda.gov/farmloans.

Application Deadline

Applications for emergency loans must be received within eight months of the county's disaster or quarantine designation date.



For More Information

This fact sheet is for informational purposes only; other eligibility requirements or restrictions may apply. To find more information about FSA disaster assistance programs, visit farmers.gov or contact your local FSA office. To find your local FSA office, visit farmers.gov/service-center-locator.